

Subject Split Report — P7A

P7A (P7) · 20 pupils

Hillside Primary School

Generated 10 Apr 2026

Class Average — English vs Maths

Overall average accuracy across all pupils who have completed papers.

61%

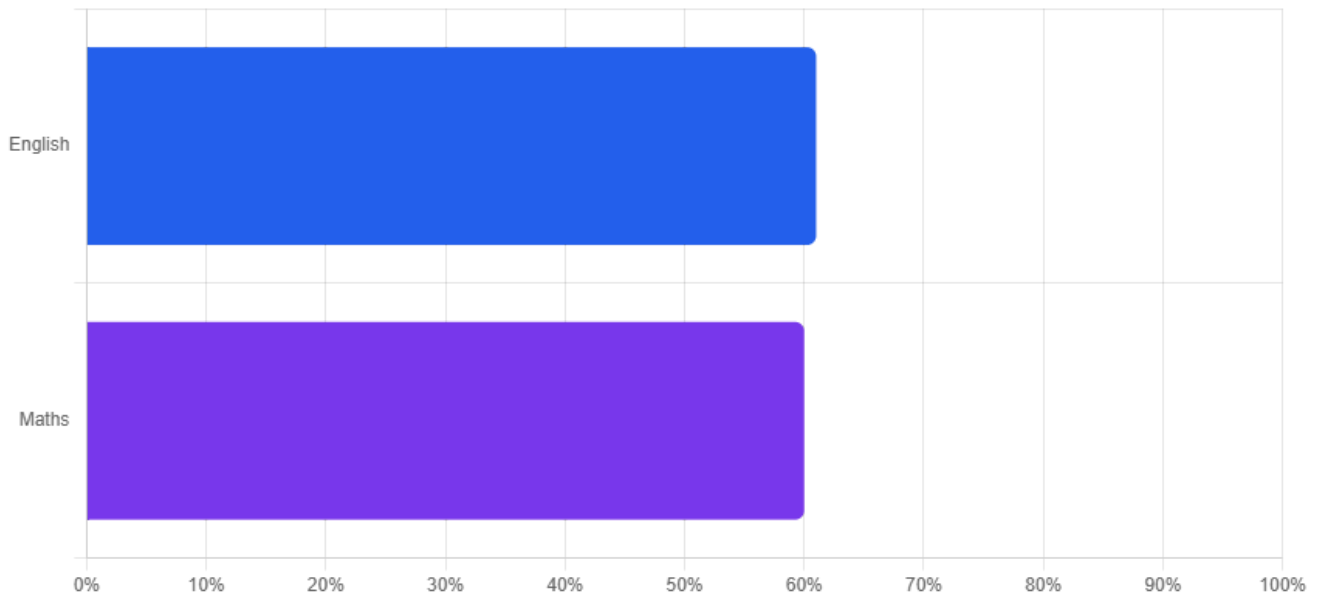
English Average

60%

Maths Average

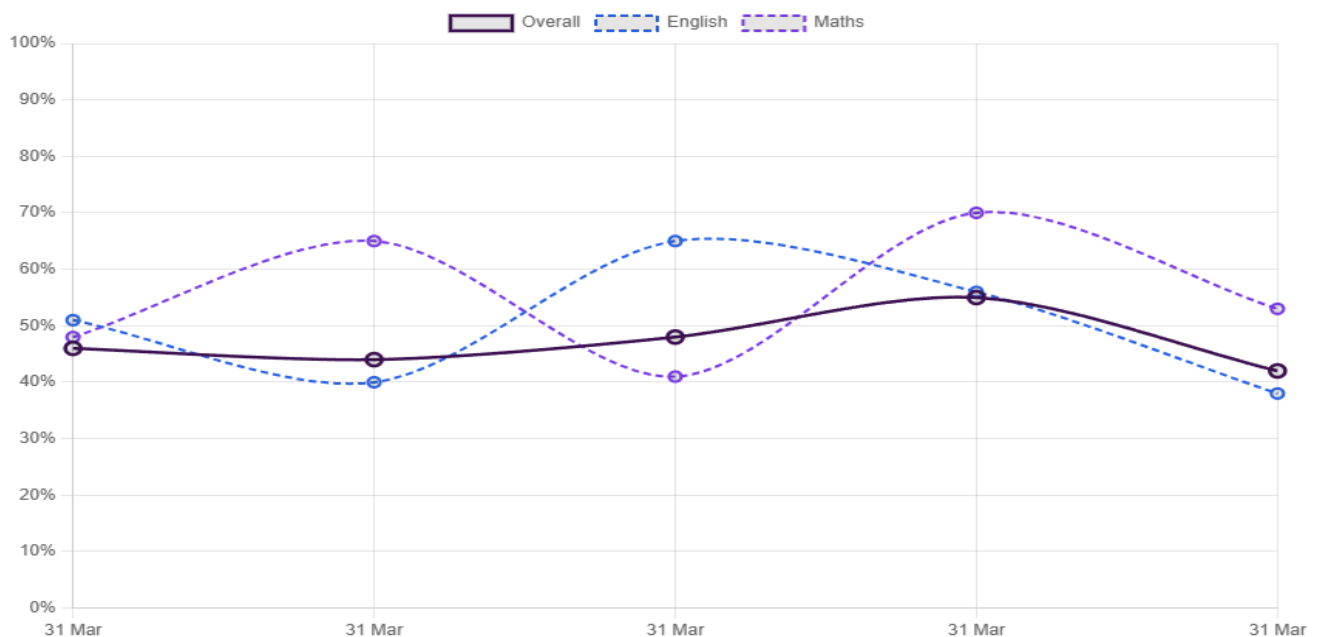
+1pp

Difference



Class Trend — Last 5 Papers

English, Maths and Overall averages across the most recent papers completed by any pupil.



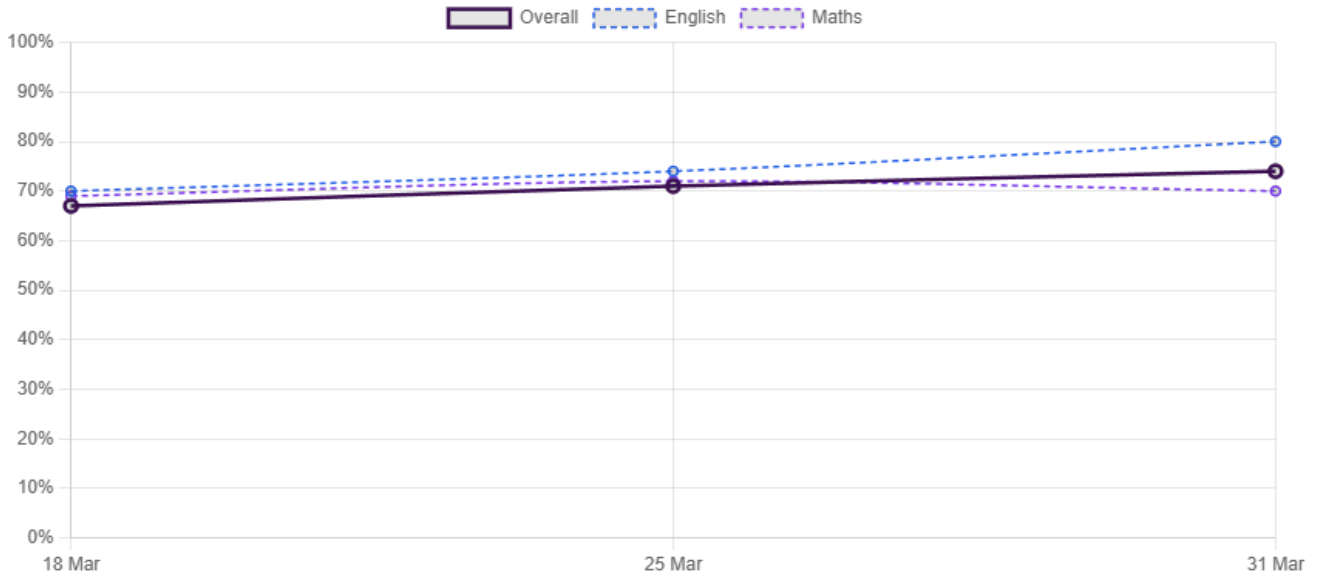
Pupil-Level English vs Maths

Average accuracy per pupil, split by subject. Helps identify pupils who need subject-specific support.

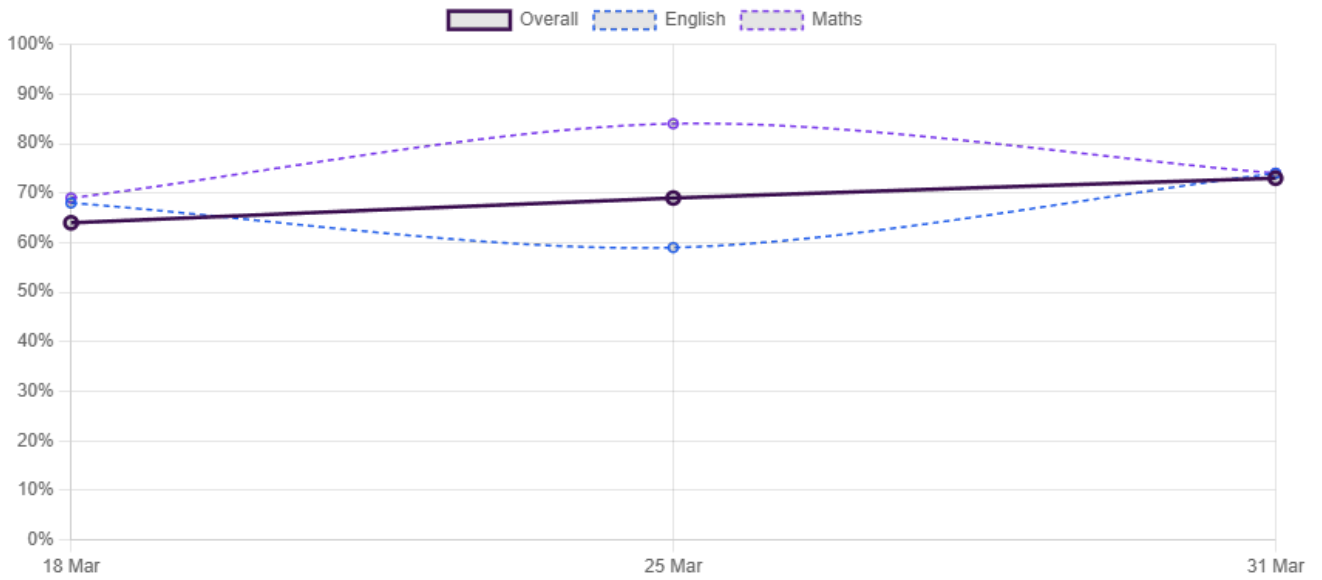
PUPIL	ENGLISH AVG	ENGLISH QS	MATHS AVG	MATHS QS	DIFFERENCE
Caitlin Murray	75%	106	70%	91	+5pp
Declan Brady	67%	106	76%	92	-9pp
Ella Doherty	75%	107	71%	91	+4pp
Erin McGuinness	63%	100	72%	98	-9pp
Fionnuala Byrne	64%	104	68%	94	-4pp
Gavin Maguire	66%	109	61%	89	+5pp
Hannah Donnelly	66%	106	61%	92	+5pp
Jack O'Connor	58%	105	64%	92	-6pp
Katie Flanagan	63%	103	52%	94	+11pp
Lorcán Quinn	58%	99	60%	95	-2pp
Maeve Gallagher	56%	107	53%	91	+3pp
Niall Fitzpatrick	50%	102	56%	95	-6pp
Orla Sweeney	55%	105	49%	93	+6pp
Patrick Devlin	53%	102	52%	95	+1pp
Rachel McCann	53%	104	43%	93	+10pp
Ryan Kelly	81%	103	78%	94	+3pp
Seán Heaney	45%	102	46%	95	-1pp
Sophie Campbell	88%	105	80%	92	+8pp
Tara Mullan	46%	105	43%	93	+3pp
Ultan Reid	38%	102	42%	95	-4pp

Difference: positive = stronger in English, negative = stronger in Maths. Gaps of ± 15 pp or more are highlighted.

Caitlin Murray — Last 3 Papers



Declan Brady — Last 3 Papers



Ella Doherty — Last 3 Papers

